
Garage Door/Door Opener/Electronic Gate Remote Controller



- Sensitivity : 4uV
- Code : 28,212,or 38,312
- Power Supply : 110/220V AC/DC
- Frequency Range : 300~433.92MHz
- Relay Contact Voltage : 5A 24V/DC or 120V/AC
- Power Consumption : 10.5 mA/12V
- Control type : on/off, momentary, continue
- Size : 14*8.8*3.7cm
- Usage Range : Electronic lock, Garage door, Home alarm security system, Auto control system.

Content

Important Event	3
➤ Declaration	3
➤ Warranty.....	3
➤ Un-warranty Scope Description.....	3
➤ Contact Us.....	3
RD-710 Control Mode List	4
RD-710 Step	4
Winding Connection Drawing	5
➤ Garage Door Winding Connection Drawing(General Type).....	5
➤ Elevator Winding Connection Drawing(2A1B Type).....	6
➤ Elevator Winding Connection Drawing(3A1B Type).....	7
➤ Elevator Winding Connection Drawing(4A Type).....	8
CE Caution Note (European Union)	9
FCC Consistent Declaration (U.S.A. Only)	9

Important Event

- This product is in general use for the equipment on the premise of the development, design, manufacture. Do not use that require high security purposes, such as machinery or medical, aviation equipment, machinery and transport-related deaths are directly or indirectly related to the system.
- This product should be in this brochure by the instructions of the types and rated voltage power under the current proper use. If violation of this statement by the safety records of the supply operation, I am afraid our company cannot afford any of the responsibility.
- Do not self-decomposition, alteration, repair of the products also will cause fire, electric shock, fault, and dangerous. In addition, their decomposition, alteration, repair the product, failure is not within the scope of warranty.
- The products are not waterproof, so please do not use and touch water. Take off and on also please note. Rain, spray, drinks, steam, sweat may be a failure.
- Use of this product, please be sure to use according to the statement recorded by the use of methods to operate. Please do not violate particular attention to the matter reminded to use.
- Please respect this statement recorded by the note. When consumers in contravention of this statement recorded note of the operation, I am afraid our company could not shoulder any responsibility.
- Products are defective, the Company will be responsible for free to amend the flaws, or to the same flawless product or its equivalent products in exchange. However, the Company does not assume based on the requirements of the flaw and loss responsibility.
- The Company reserves the right to retain without notice to users of the cases, the product of hardware / software (version upgrade) is with the right to edit.

Declaration

This product provides different frequency for user selection to meet different telecommunication regulation and FCC/CE on different countries.

Warranty

The warranty time is within one year from purchased date. The warranty scope are used in normal situation and none vandalism. (Some function harmful out of warranty scope and Vandalism are Un-warranty).

Un-warranty Scope Description

- Because the natural disaster, accident or human factor to cause the bad damage.
- Violate the product instruction manual to cause the damage of the products.
- The improper assemble causes damage.
- The products used the unsanctioned accessory to cause damaged.
- Overstep the allowed used environment to cause the products damaged.

Contact Us


WENSHING ELECTRONICS CO., LTD.

No.82, Chong De St. 11054 Shin Yi Dist, Taipei, Taiwan

Tel: +886-2-27353055

Fax: +886-2-27328813

RD-710 Control Mode List

Remote Controller Model No.	Dip Switch, Dial Code 	Relay Mode
TX-F01	1 ON	Single point control(By Hand)
	1 , 3 ON	Tow-point control(By Hand)
	2 , 3 ON	Automatically decrease, power
	2 ON	Single point control(Automatically decrease, power)
TX-F02	1 ON	Tow-point control(By Hand)
	2 ON	Two-point control(Automatically decrease, power)
TX-F04	4 ON	Roll-up door mode
	2 , 4 ON	Lift Mode
	1 , 4 ON	Automatically decrease mode
	1 , 2 , 3 ON	Single point control

RD-710 Step

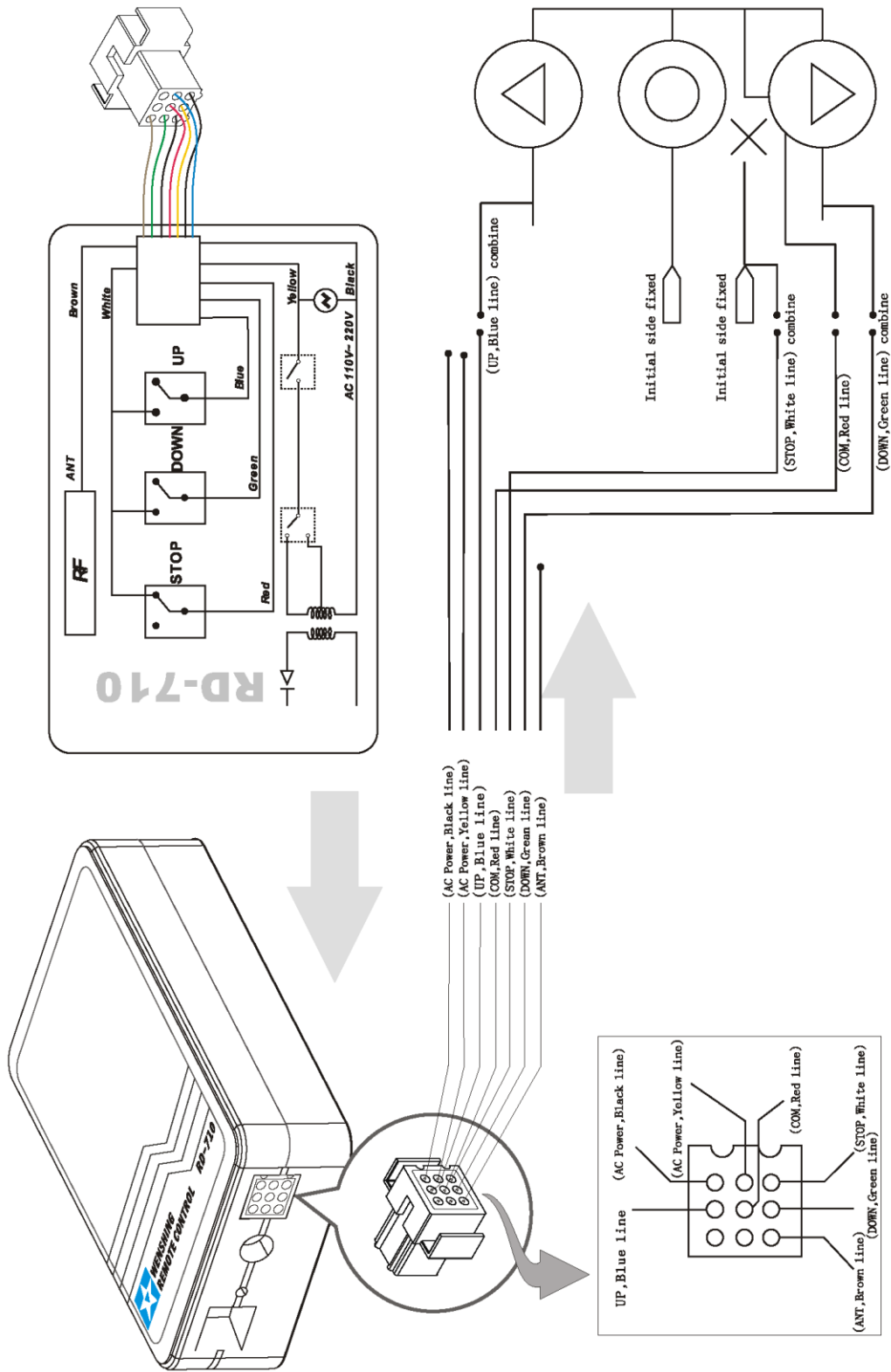
1. After you open box, please check whole accessories are complete. (Host*1pcs, Remote controller *2pcs, Fix stand*1pcs, wire*1pcs)
2. Please check motor power supply to avoid danger.
3. Please put wire installed in the motor wiring plate according to the wiring drawing on manual.
4. After fix the host on the wall, please connect the wire.
5. Motor voltage has 110V and 220V, please check voltage value on motor and adjust the host power supply to the same voltage as motor power supply.
6. Open motor power supply. If power function is normal, it is meaning you finished assemble.
7. If it still has problem, please check following:
 - Wire connection is correct
 - Voltage is the same as motor
 - Dip code is the same.
8. If you still have problem on using, please contact disruptor.

Please notice, host voltage needs to same as motor so that they just can start to work. If working based on different voltage between host and motor, host adaptor will be burned.

Winding Connection Drawing

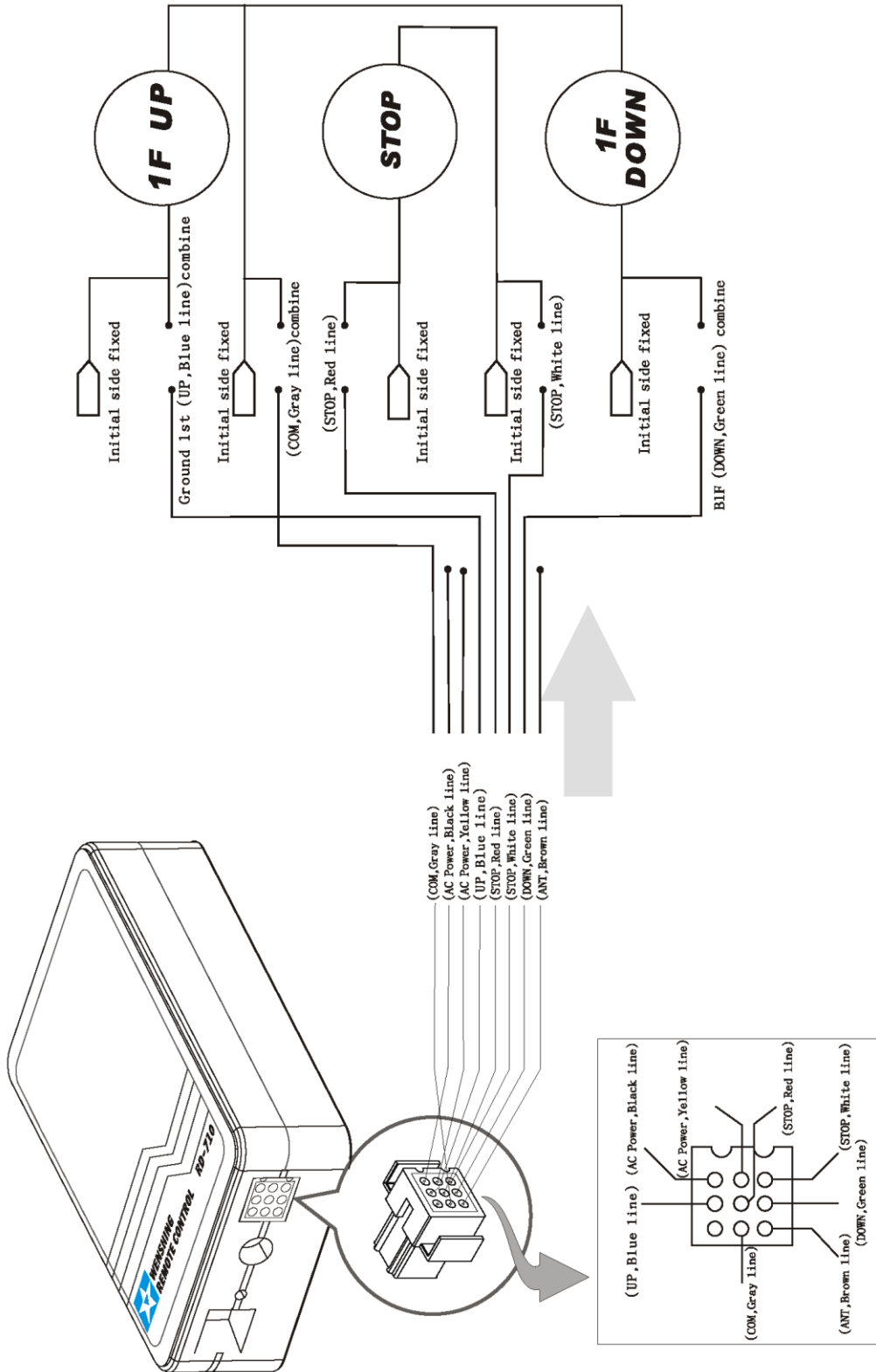
- Garage Door Winding Connection Drawing(General Type)

RD-710 (General Type) Garage Door Winding Connection Drawing **WENSHING ELECTRONICS CO.,LTD.**



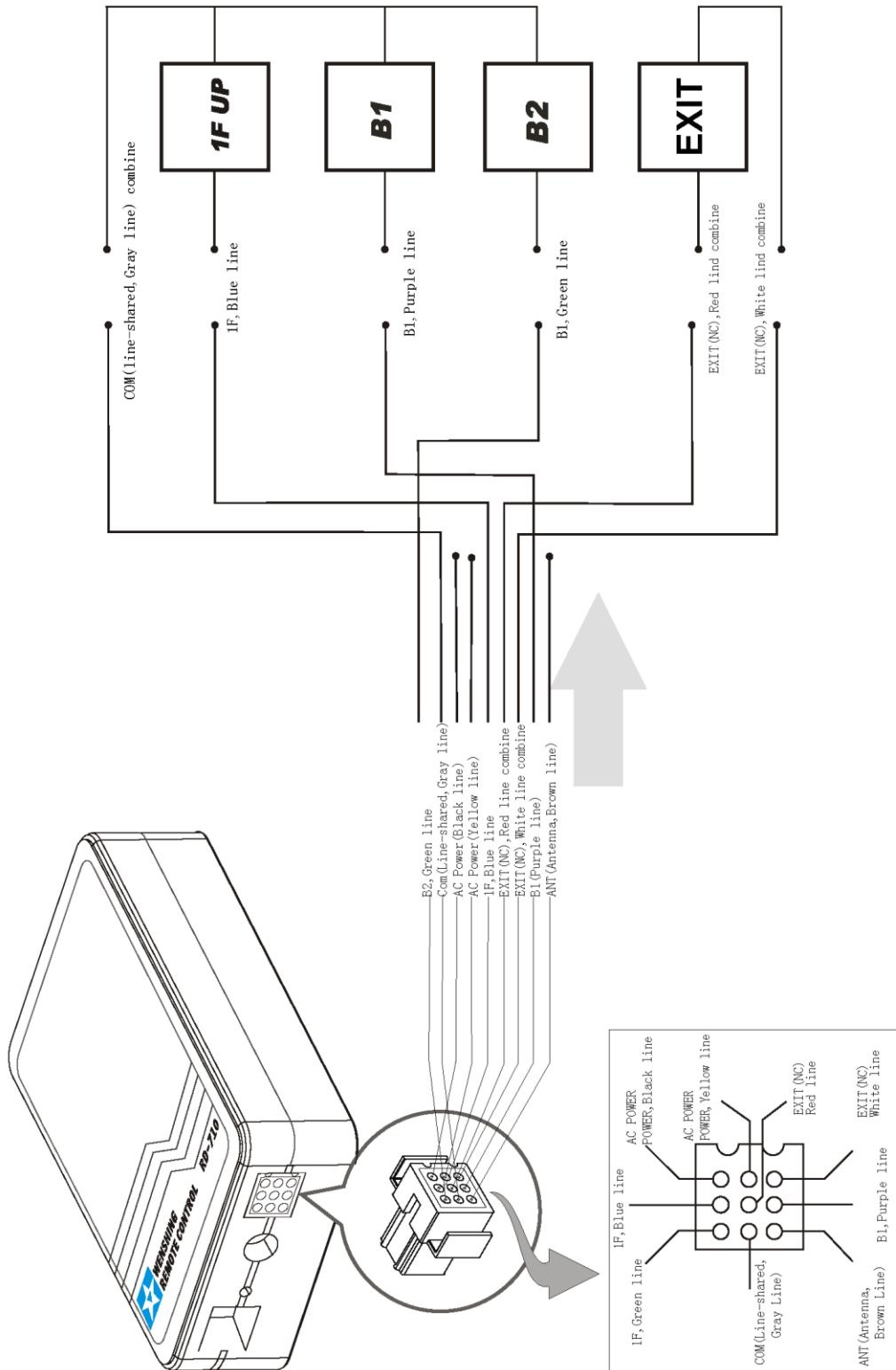
● Elevator Winding Connection Drawing(2A1B Type)

RD-710 (2A1B Type) Elevator Winding Connection Drawing **WENSHING ELECTRONICS CO.,LTD.**



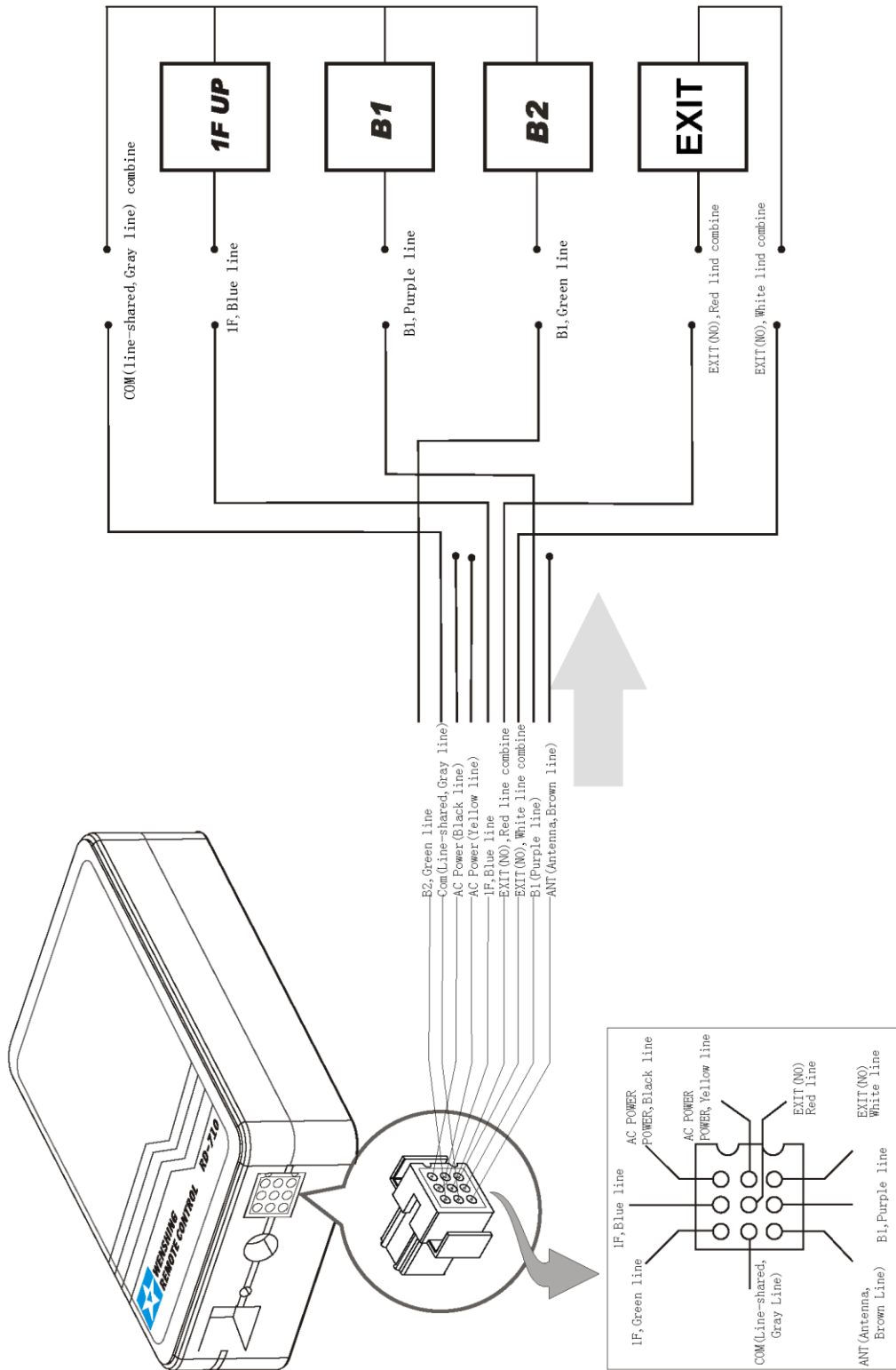
● Elevator Winding Connection Drawing(3A1B Type)

RD-710 (3A1B Type) Elevator Winding Connection Drawing WENSHING ELECTRONICS CO.,LTD.



● Elevator Winding Connection Drawing(4A Type)

RD-710 (4A Type) Elevator Winding Connection Drawing WENSHING ELECTRONICS CO.,LTD.



CE Caution Note (European Union)

Symbol of  it accords with EMC regulation (89/336 / EEC) to represent this device, and the low-voltage regulation of European Union (73/23/EEC). It represents to follow the following standard regulations of European Union (The bracket is a reciprocal international standard reciprocal international standard and regulation).

- EN 60950/A11: 1997/(IEC 60950/A4: 1996),The ones that includes information science and technology of apparatus of e-commerce safe.
- EN 55024: 1998 (IEC 1000-4-2, 1000-4-3, 1000-4-4, 1000-4-5, 1000-4-6, 1000-4-8, 1000-4-11) - ' scientific and technological apparatus of information - The characteristic of interfere avoided - Restrain and test method '
- Chapter 2 -Static release (ESD) Demand
- Chapter 3 -Radiate the static field demand
- Chapter 4 -The electron is transmitted / produced and washed (EFT) fast Demand.
- Chapter 5 -surge demand
- Chapter 6 -Resistance demand caused in field of wireless frequency.
- Chapter 8 -Magnetic field demand of electric frequency.
- Chapter 11 –Shortly cut off the demand of making a variation with the voltage transiently under the voltage.

EN 55022:1998/(CISPR 22:1997) ,Class B, ' “To assess information scientific and technological apparatus wireless restriction and way of interfering with the characteristic.”

FCC Consistent Declaration (U.S.A. Only)

Attention: FCC rule regulation, modified and changed must allowed by WENSHING Electronics company, otherwise that would make you operate this apparatus invalid. This apparatus adopted test, according to chapter 15 that FCC regulation, accord with Class B digital restrictions of device. These limits are designed to provide reasonable protection, avoid to having harmful interference at home's environment.

This device may have radiated wireless frequency energy. If don't allow the instruction manual, then may will interfere wireless communication. However, there is no any way to guarantee, it will not be interfered in particular installed. If this device really causes harmful interference, (It could be confirmed by turning on or off this device.) Advise you to try to use the following ways modifying the interference situation.

- Relocation receiving antenna or altering its direction.
- Increase the distance between device and receiver.
- Please connect this device to the outlet in the circuit different from the receiver.
- The following manuals is published by Federal Communications Commission, they must be helpful to all users.
- How to Identify and Resolve Radio-TV Interference Problems. (This manual can be obtained by relevant departments of publication of the U.S. government.)
- Government Printing Office, Washington D.C., 20402. Stock No. 004-00398-5